
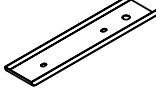
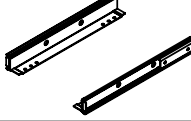

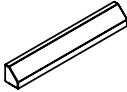






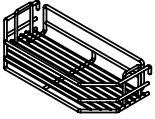






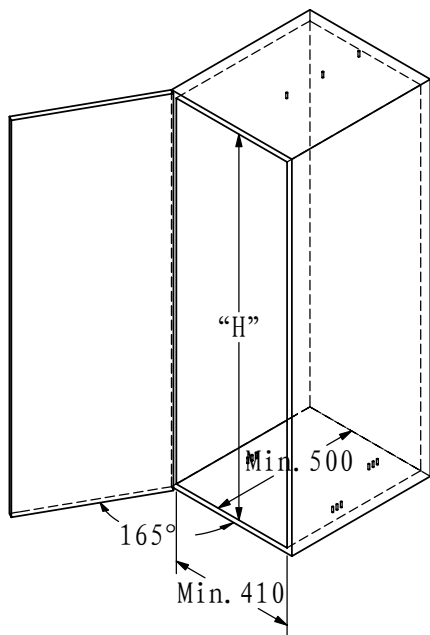


Fixing manual for PTJ022A、B、C&D Series

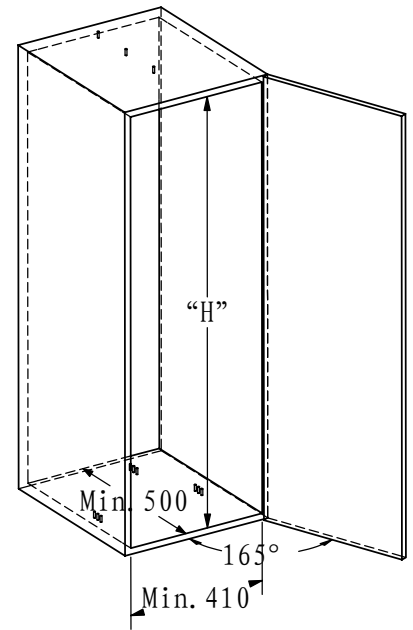
1、List of parts:

A 1PCS 	B 1PCS 	C 1PCS 	D 2PCS 	E 2PCS 	F 4PCS 	G 2PCS 	H 1PCS 
I 1PCS 	J 1PCS 	K nPCS 	L nPCS 	M 4PCS 			
N 2PCS 	O 6PCS 	P 4PCS 	Q 18PCS 	R 8PCS 			

2、According to the product's specification: D500*W410*H (Inside width of cabinet):

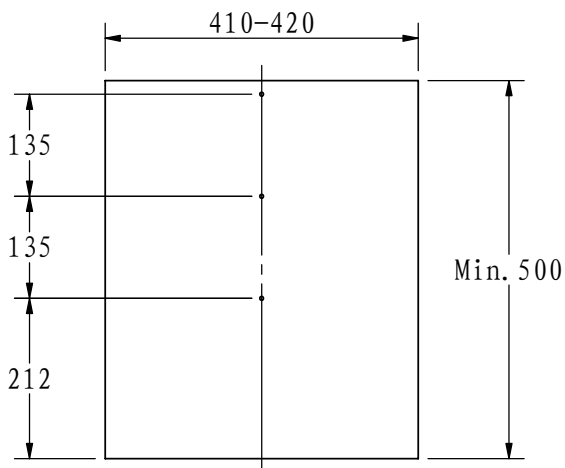


Item No.	H	n
PTJ022A	1250~1500	5
PTJ022B	1650~1950	6
PTJ022C	1850~2150	6
PTJ022D	1150~1450	4

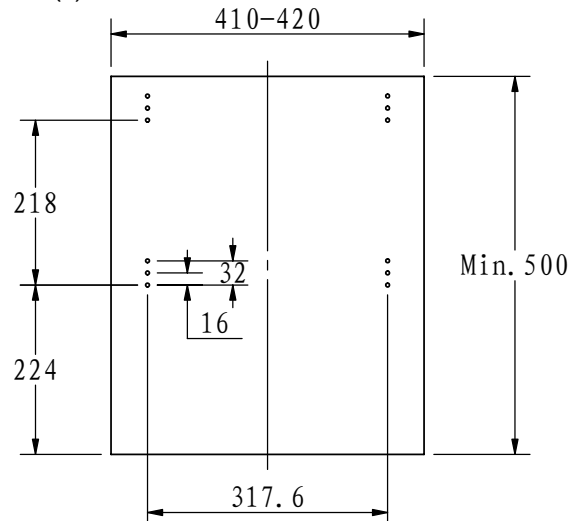


3、Fixing steps: (The PTJ022D for example)

(1)、installation for upper board of cabinet:



(2)、Installation for bottom board of cabinet:



Fixing manual for PTJ022A、B、C&D Series

(3)、Installation of accessories :

